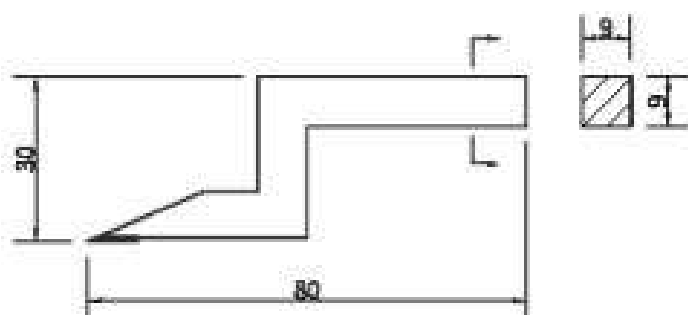


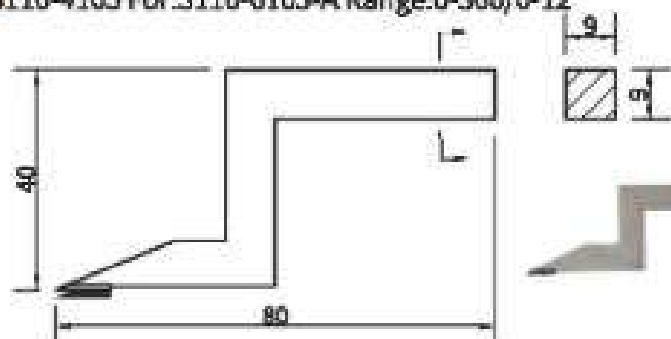
HEIGHT GAUGE WITH MAGNIFIER

WITH ADJUSTABLE MAIN BEAM

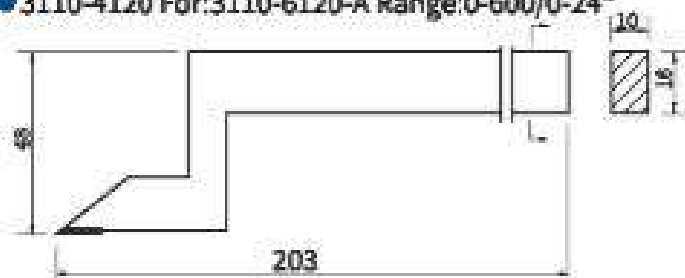
- Magnifier for easier reading
- Adjustable main beam to set the zero reference point
- Made of stainless steel, widened and thickened
- Carbide tipped scriber for sharp, clean lines
- With fine adjustment
- Satin chrome-finished scales
- Base hardened, ground and lapped for maximum flatness
- Dustproof shield optional




• 3110-4105 For: 3110-6105-A Range: 0-300/0-12"



• 3110-4120 For: 3110-6120-A Range: 0-600/0-24"



• 3110-4125 For: 3110-6125-A Range: 0-1000/0-40"



Unit:mm

Code	Range	Graduation	Accuracy
3110-6105-A	0-300/0-12"	0.02/0.001"	±0.03
3110-6120-A	0-600/0-24"	0.02/0.001"	±0.06
3110-6125-A	0-1000/0-40"	0.02/0.001"	±0.06